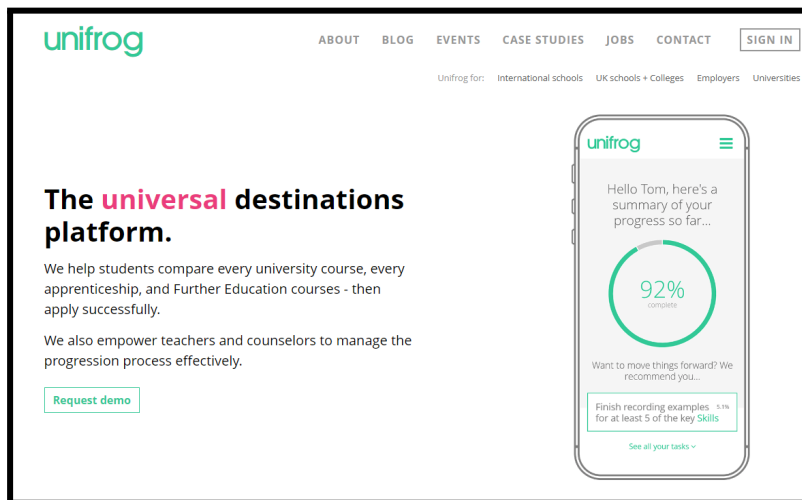
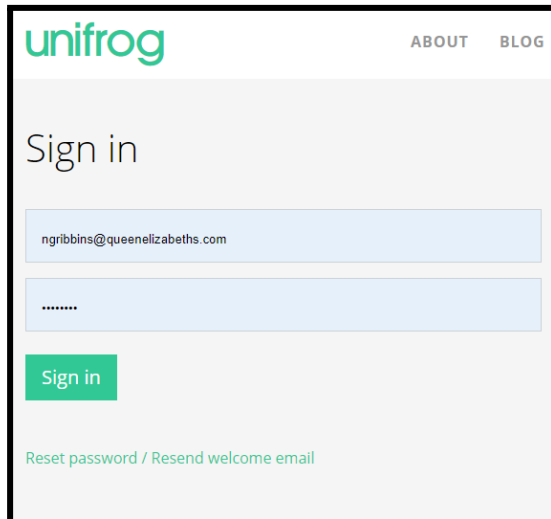


# Accessing careers interview Action Plans on Unifrog

- Type Unifrog in your internet browser: [www.unifrog.org](http://www.unifrog.org)



- In the top right hand corner, click **SIGN IN**
- In the first field within the sign in dialogue box, **type your school email address**
- Then enter the password you have previously chosen and click **Sign in**

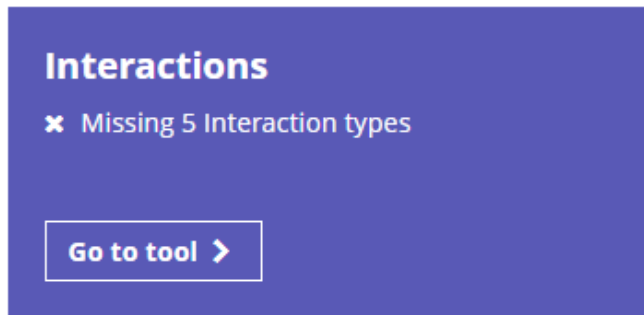


- If you have forgotten your password select **Reset password / Resend welcome email**
- You will then be sent an email to your school account to reset your password.
- Once you have access to your Unifrog account you should see your action plan displayed on your main screen as a new task

- If you are unable to see your action plan on the main screen, it can be accessed via 'Interactions Tool' instead.

### To do this

- On the main screen on unifrog scroll down to find the Interaction Tool Icon. This will be under the heading Recording what you've done



- You will then be able to see what you have done during your academic year to date.



- Click onto the • 1-1 counselor / qualified adviser
- Then click to open the attachment to view what was recorded during your interview

10 Sep 2024
**Career Appointment**

Added by Mrs Nadia Gribbins on 17 September 2024, 12:35

Edit
+ Attachment
+ Comment for just Emily
1 student (add/remove?)

Type: 1-1 counselor / qualified adviser    Learning: PSHE / Wellbeing / SEL and Curriculum and University and Apprenticeships / FE / Other vocational and World of work and Extracurricular

Benchmarks 8. Personal guidance

Students Name
Student Action Plan 24.25 Year 11 10.09.pdf
👁 student | 👁 teacher

Please find attached action plan